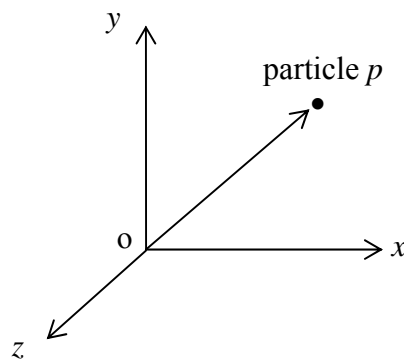


## 2.1 The Fundamental Concepts and Principles of Mechanics

### 2.1.1 The Fundamental Concepts

The four fundamental concepts used in mechanics are **space**, **time**, **mass** and **force**<sup>1</sup>. It is not easy to define what these concepts are. Rather, one “knows” what they are, and they take on precise meaning when they appear in the principles and equations of mechanics discussed further below.

The concept of space is associated with the idea of the position of a point, which is described using coordinates  $(x, y, z)$  relative to an origin  $o$  as illustrated in Fig. 2.1.1.



**Figure 2.1.1: a particle in space**

The time at which events occur must be recorded if a material is in motion. The concept of mass enters Newton’s laws (see below) and in that way is used to characterize the relationship between the acceleration of a body and the forces acting on that body. Finally, a force is something that causes matter to accelerate; it represents the action of one body on another.

### 2.1.2 The Fundamental Principles

The fundamental laws of mechanics are Newton’s three laws of motion. These are:

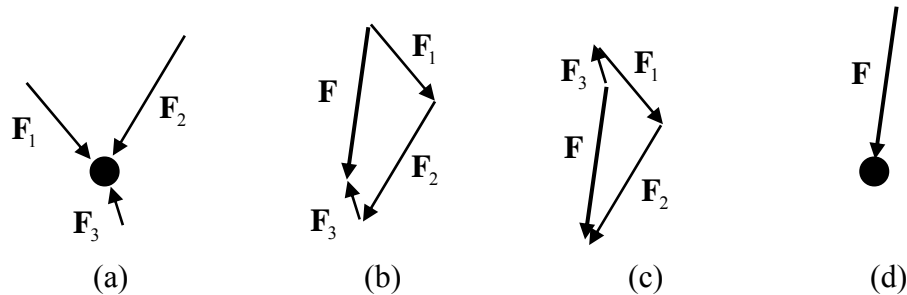
**Newton’s First Law:**

if the resultant force acting on a particle is zero, the particle remains at rest (if originally at rest) or will move with constant speed in a straight line (if originally in motion)

By **resultant force**, one means the sum of the individual forces which act; the resultant is obtained by drawing the individual forces end-to-end, in what is known as the **vector**

<sup>1</sup> or at least the only ones needed outside more “advanced topics”

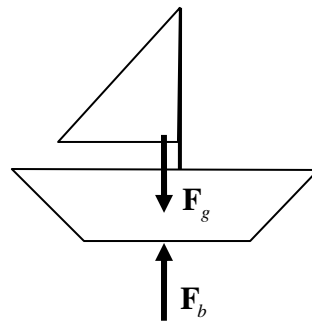
**polygon law**; this is illustrated in Fig. 2.1.2, in which three forces  $\mathbf{F}_1$ ,  $\mathbf{F}_2$ ,  $\mathbf{F}_3$  act on a single particle, leading to a non-zero resultant force<sup>2</sup>  $\mathbf{F}$ .



**Figure 2.1.2: the resultant of a system of forces acting on a particle; (a) three forces acting on a particle, (b) construction of the resultant  $\mathbf{F}$ , (c) an alternative construction, showing that the order in which the forces are drawn is immaterial, (d) the resultant force acting on the particle**

### Example (illustrating Newton's First Law)

In Fig. 2.1.3 is shown a floating boat. It can be assumed that there are two forces acting on the boat. The first is the boat's **weight**  $\mathbf{F}_g$ . There is also an upward buoyancy force  $\mathbf{F}_b$  exerted *by* the water *on* the boat. If these two forces are equal and opposite, the resultant of these two forces will be zero, and therefore the boat will remain at rest (it will not move up or down).



**Figure 2.1.3: a zero resultant force acting on a boat**

■

The resultant force acting on the particle of Fig. 2.1.2 is non-zero, and in that case one applies Newton's second law:

<sup>2</sup> the construction of the resultant force can be regarded also as a principle of mechanics, in that it is not proved or derived, but is taken as "given" and is borne out by experiment

**Newton's Second Law:**

if the resultant force acting on a particle is not zero, the particle will have an acceleration proportional to the magnitude of the resultant force and in the direction of this resultant force:

$$\mathbf{F} = m\mathbf{a} \quad (2.1.1)$$

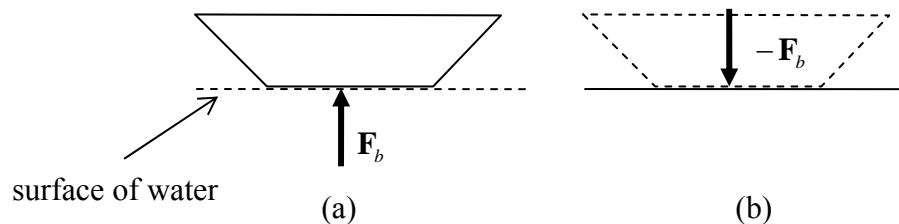
where<sup>3</sup>  $\mathbf{F}$  is the resultant force,  $\mathbf{a}$  is the acceleration and  $m$  is the mass of the particle. The units of the force are the Newton (N), the units of acceleration are metres per second squared ( $\text{m/s}^2$ ), and those of mass are the kilogram (kg); a force of 1 N gives a mass of 1 kg an acceleration of  $1 \text{ m/s}^2$ .

If the water were removed from beneath the boat of Fig. 2.1.3, a non-zero resultant force would act, and the boat would accelerate downward<sup>4</sup>.

**Newton's Third Law:**

each force (of "action") has an equal and opposite force (of "reaction")

Again, considering the boat of Fig. 2.1.3, the water exerts an upward buoyancy force *on* the boat, and the boat exerts an equal and opposite force *on* the water. This is illustrated in Fig. 2.1.4.



**Figure 2.1.4: Newton's third law; (a) the water exerts a force on the boat, (b) the boat exerts an equal and opposite force on the water**

Newton's laws are used in the analysis of the most basic problems and in the analysis of the most advanced, complex, problems. They appear in many guises and sometimes they appear hidden, but they are always there in a Mechanics problem.

<sup>3</sup> **vector** quantities, that is, quantities which have both a magnitude and a direction associated with them, are represented by bold letters, like  $\mathbf{F}$  here; scalars are represented by italics, like  $m$  here. The magnitude and direction of vectors are illustrated using arrows as in Fig. 2.1.2

<sup>4</sup> if we set  $\mathbf{F}$  to be zero in Newton's Second Law, we get  $\mathbf{a} = 0$ , which seems to be saying the same thing as Newton's First Law, and in fact it appears to imply that Newton's First Law is redundant. For this reason, Newton's First Law is not actually used in analyzing problems (much); it is necessary only to deal with different frames of reference. For example, if you stand in an accelerating lift (your frame of reference) with glass walls, it appears to you that you are stationary and it is the "outside" (a different reference frame) which is accelerating, even though there is no "force" acting on the "outside", which appears to be a contradiction of Newton's Second Law. Newton's First Law discounts this option: it says that when the force is zero, the body remains at rest or at uniform velocity. Newton's First Law implies that Newton's Laws only apply to **Inertial Frames**, i.e. frames of reference in which a body remains at rest or uniform velocity unless acted upon by a force